



# ***Graphy***

*3D Print the World with Graphy's Solutions*

“

# World's 1st 3D printed direct aligner

Graphy, Inc., as a company that manufactures and supplies new materials (photopolymer resin) used in 3D printers and retains the corresponding patents both domestic and overseas, is currently supplying materials specialized for each industry around the world.

Especially in the digital dentistry market, Graphy has broadened its reputation by recognizing clinical efficacy and excellence through many consumers. Unlike the conventional indirect method, the world's first 3D printing direct aligner material (i.e. TC-85DAC) and world's best level permanent material for Crown & Bridge (i.e.

TC-80DP) were independently developed and recognized for its technology.

In addition, Graphy Inc. was recognized for its technological capabilities by commercializing direct 3D printing clear aligner for the first time in the world, which everyone thought was impossible.

These new materials and the corresponding development technology, as a significant technology that is possible to forming technological value of billions US dollars, are the core of Graphy.

Graphy is planning to continue developing and introducing various professional solutions and specialized materials throughout the entire industry as well as dentistry and bio market and will present differentiated value through photopolymer resins and photo polymerization 3D printers and will be a company that can lead the Up-coming generation.



# HISTORY

2021.

- 06. Certificate of Promising Small and Medium Enterprise in Export
- 06. Certificate of Inno-Biz
- 01. Expanded and relocated the company building

2020.

- 12. Obtained medical device manufacturing authentication for Denture Base material
- 05. Obtained CE Class II a
- 04. Nominated as a company of Hi-Seoul Brand
- 02. Obtained medical device manufacturing authentication for the world's first Direct Printing Aligner material.  
Obtained medical device manufacturing authentication for KFDA C&B Permanent material.

2019.

- 12. Awarded Ministry of SMEs and Startups Award, awarded accolade from the National IT Industry Promotion Agency  
Obtained ISO-13485 authentication
- 11. Obtained GMP  
Participated in FORMNEXT  
Affiliated with several Global companies
- 05. Succeeded in A series funding
- 02. Awarded Ministry of Food and Drug Safety Award
- 01. Promoted investment from JW Holdings

2018.

- 09. Awarded grand prize for Challenge K-startup innovation establishment league
- 06. Succeed in developing transparent orthodontic appliance and new material
- 04. 「Excellent Firm Authentication」 for technology business capability and technology competitiveness, Concluded global 3D printer company supply agreement
- 01. Registered digital cast patent

2017.

- 11. Completed factory registration
- 09. Authenticated as venture company
- 09. Established annex research institute
- 01. Established Graphy Co., Ltd.



# DENTAL

The Dental Industry is changing rapidly from the analogue method to the digital than any other industries. With the start of the transition to the 4<sup>th</sup> industrial revolution, 3D printers were first introduced for practical use and various attempts are also being made most actively.

However, despite numerous attempts to utilize 3D printing in the field of dentistry so far, there have been many clinical limitations due to lack of equipment quality and material properties.

Graphy overcame these limitations and developed and manufactured photopolymer resins for dental use, thereby acquiring acknowledgment from numerous consumers for its technology. Graphy developed and are selling nontoxic, hypo-allergenic and biocompatibility materials with excellent material properties such as high-strength, high-temperature resistance, high precision, and are holding photopolymer resins for dental use such as world's first 3D printing clear aligner, flexible dentures, as well as permanent prosthetics, denture base, dental model and implant surgical guide resins.

Graphy materials are praised by the leading companies in the world, while reducing and simplifying the manufacturing processes using the materials developed by supplementing the problems such as long preparation processes, complex manufacturing processes, and inconvenient post-processes in manufacturing various prostheses. Graphy continues research and develop various materials and will lead innovation of the dental 3D printing market.

# Direct Aligner (TC-85DAC)



The world's first 3D Printing Direct Aligner material (i.e. TC-85DAC) introduced by Graphy is an innovative material that breaks the stereotype of clear aligner so far and moves Digital Dentistry forward.

It is a material that can be optimized customizing for each patient and each step through various thicknesses printouts from the minimum size of 0.3mm according to the treatment plan and maximize the advantage of 3D printing.

The shape memory function allows patient to feel flexible and comfortable fit when wearing the aligner and the movement of the teeth can be effectively controlled after wearing.

Dental model printing is not necessary compared to the manufacturing method of the conventional clear aligner and since handwork such as thermoforming, cutting and finishing are not required, there is almost no manufacturing error occurred during the manufacturing process and manufacturing time and cost can be reduced.



Properties	Unit	TC-85DAC	Remark
Color	-	Clear	
Density	g/cm <sup>3</sup> @ 25 °C	1.061 ± 0.02	
Viscosity	cps @ 25 °C	500 ± 100	BrookField
Solid content	% @ 80 °C x 1h	≥ 98	
Shore Hardness (D)	-	≥ 85	
Flexural Strength	Mpa	≥ 65	ISO 20795-2
Flexural Modulus	Mpa	≥ 1500	ISO 20795-2

# Advantages of 3D Design

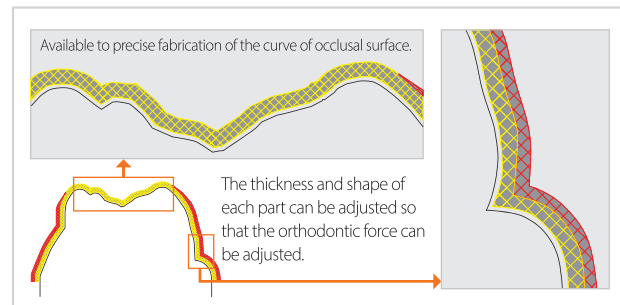
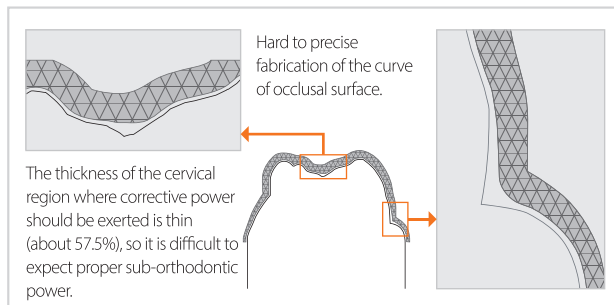
## Possible to printout in the form designed by 3D Software as desired by the operator

- The world first clear aligner material that can be printed with 3D printer. Direct Aligner has no shape limitation for fabrication with optimized 3D design.
- Available to adjust and design the form and the thickness of each tooth in order to make the optimal orthodontic force by designated orthodontics' plan.
- On the other hand, the current method making clear aligner such as vacuum forming has no way to adjust the form and thickness of each tooth.
- Graphy's direct 3d printed clear aligner can overcome the limitation of existing clear aligner by designing combined and optimized form and thickness for making ideal and effective tooth movement and rotation.
- Compared to the thermoforming clear aligner which is difficult to contact with detailed and complex surface, Direct aligner is expected the better treatment effect due to the perfect contact surface between teeth and aligner which is 3D Printed and Designed from 3D Scan data.

## Possible to produce with minimal Block Out using 3D Software

- In case of the current method, due to the deformation and inconvenience during inserting and removing, blocking out of the cervical and interproximal space is necessary by fabricated dental model.
- Direct Aligner needs only limited blocking out onto only the excess under cut of the interproximal space using 3d software.
- The difference of the amount of block out comes from the orthodontic force by the characteristic of aligner which holds and moves the teeth. In case of the existing method, there is a risk that the tooth axis can become tilted as the contact point with the tooth is mainly formed on the upper and middle part of the crown and the cervical part proceeded with block out is reduced.
- In case of direct aligner, the orthodontic force is exerted since the entire part of the crown, up to the cervical part, is held. So, it can minimize the side effect of tilting the tooth axis and maximize the orthodontic force.

## Orthodontic Force Adjustable



### Clinical Efficacy Verified from Thesis

Even after wearing 1 week, No mechanical property changed from 3D Printed Direct Aligner by TC-85DAC.

(Citation: European Journal of Orthodontics, 2021,1-5 / doi:10.1093/ejo/cjab022 / University of Zurich/Dr.Nearchos Panayi)



Incomparable Difference



TC-85DAC

Uniformed thickness as designed as 0.5mm.  
It can always achieve the full connection where the under cut part of cervical by Shape Memory Function.

Existing Material

Ununiformed and stretched aligner since the thermal forming method. Gap where the under cut part due to block out.

# Shape Memory

## Minimize inconvenience of wearing and removing through shape memory function

The softening action of direct aligner in warm water makes patient's inconvenience of wearing and removing even the minimized block out makes the patients uncomfortable.

## Enhancement of orthodontic force through shape memory function

Minimized block out of direct aligner can prove the maximum orthodontic force using shape memory function.

## The recovering of orthodontic force through shape memory function

In case of Direct Aligner, when you feel its orthodontics force and elasticity decreasing, simply deep in the warm water and then recovered its the orthodontic force of the original form.

## Heat disinfection is available

In case of thermoforming materials, it is completely deformed in hot water.

However, in case of Direct Aligner, even if it is contaminated by a long time usage and FOB(foreign object debris), through Heat disinfection under 100°C, it can recover a clean state and also its original shape and mechanical property.

## Convenience of Storage

Since shape memory function and simple heat disinfection are available, the extra exclusive case for containing is not necessary.

You are able to directly insert it in your mouth after disinfection in warm water and using shape memory function instead of storing it in a exclusive case after removed the aligner (e.g. Eating).

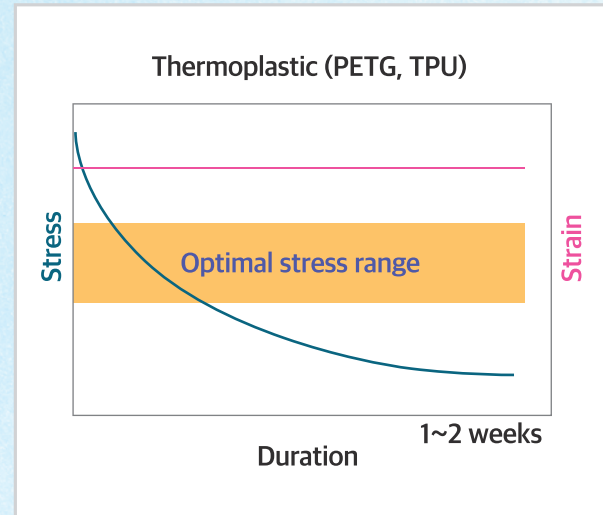
## Perfect Transparency

Graphy always aim at making 100% transparency material.

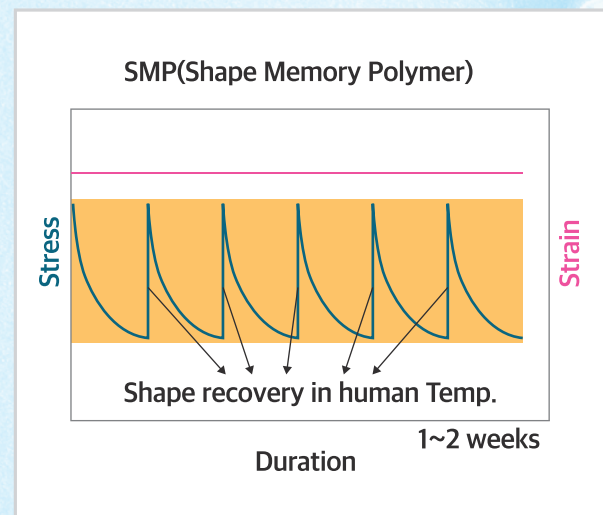
You may not realize that wearing 3D Printed Direct Aligner or not because of the 100% transparency.

Direct Aligner are strong from discoloring and easily recovering its transparency by simply brushing it with toothpaste while existing materials are weak for discoloring and never make its color recovered.

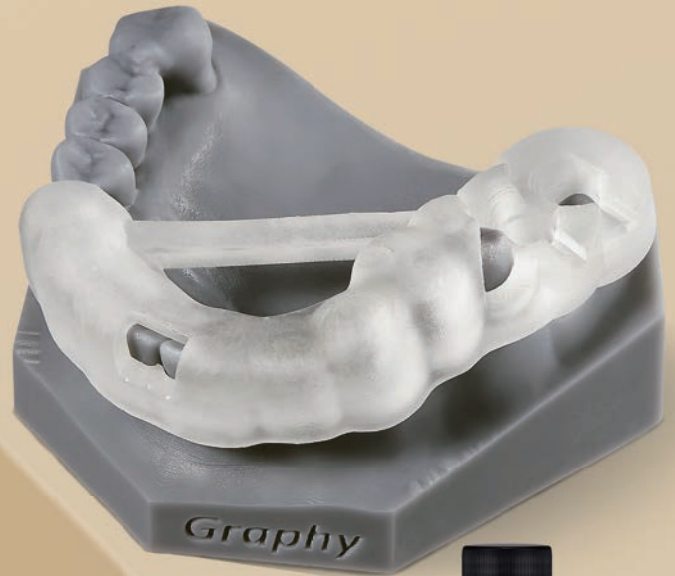
## Aligner-Stress Relaxation



vs



# Surgical Guide (SG-100)



Tera Harz SG(i.e. SG-100) perfectly implement the designed shape, enabling accurate drilling at the angle and depth intended by the operator.

Implant Surgical Guide produced by SG-100 is characterized by accurate and firm guide hole even without the use of metal sleeve.

Since HDT(Heat Distortion Temperature) is over 130°C, sterilization through autoclave is possible. Adjust the transparency of Surgical Guide is also possible through the post-processing method.

Properties	Unit	SG-100	Remark
Color	-	Clear	
Density	g/cm <sup>3</sup> @ 25 °C	1.110 ± 0.02	
Viscosity	cps @ 25 °C	500 ± 30	BrookField
Solid content	% @ 80 °C x 1h	≥ 98	
Shore Hardness (D)	-	≥ 90	
Flexural Strength	Mpa	≥ 110	ASTM D790
Flexural Modulus	Mpa	≥ 2500	ASTM D790
Tensile Strength	Mpa	≥ 60	ASTM D638
Tensile Modulus	Mpa	≥ 2500	ASTM D638
Elongation	%	≤ 10	ASTM D638
Impact strength	J/m <sup>2</sup>	≥ 3000	ASTM D256 (Notched)



# Flexible Denture (TFDH)



Tera Harz Flexible Denture(i.e TFDH) is a resin for producing Flexible Partial Denture Base. without change in strength due to low moisture absorption.

If it is used with Denture Teeth produced by TC-80DP(Graphy Permanent C&B resin), you can secure world-class strength, stability, and aesthetics.

Properties	Unit	TFDH	Remark
Color	-	Magenta	
Density	g/cm <sup>3</sup> @ 25 °C	0.998 ± 0.02	
Viscosity	cps @ 25 °C	200 ± 50	BrookField
Solid content	% @ 80 °C x 1h	≥ 98	
Shore Hardness (D)	-	≥ 80	
Flexural Strength	Mpa	≥ 110	ISO 20795-1
Flexural Modulus	Mpa	≥ 2800	ISO 20795-1

# Model (S-100M)



Among 3D printing materials, the most common and used for a long time in the digital dentistry market are dental model material. Graphy Dental Model (i.e. S-100M) enables precise and easy reproduction of oral data acquired through the Intra Oral Scanner. It reduces the time and cost of producing dental model and helps to accurately reproduce the oral environment.

Properties	Unit	S-100M	Remark
Color	-	Gray·Beige	
Density	g/cm <sup>3</sup> @ 25 °C	1.110 ± 0.02	
Viscosity	cps @ 25 °C	500 ± 30	BrookField
Solid content	% @ 80 °C x 1h	≥ 98	
Shore Hardness (D)	-	≥ 90	
Flexural Strength	Mpa	≥ 110	ASTM D790
Flexural Modulus	Mpa	≥ 2500	ASTM D790
Tensile Strength	Mpa	≥ 60	ASTM D638
Tensile Modulus	Mpa	≥ 2500	ASTM D638
Elongation	%	≤ 10	ASTM D638
Impact strength	J/m <sup>2</sup>	≥ 3000	ASTM D256 (Notched)